



Departments ▾

Rooms ▾

Sale

Find anything for your home...



Bed &amp; Bath / Bathroom Accessories / Shower &amp; Bath Caddies

# How to Organize a Shower with Shower Caddies & Shelving



There's nothing worse than being pressed for time in the morning and struggling to find your much-needed shower items. Organizing a shower caddy can help streamline your morning routine to get yourself out the door on time. If you need to organize the clutter and create space in your shower stall, there are plenty of ways to do it.

We asked some of the best expert professional home organizers some questions on how to create a clutter-free shower. The answers they shared can help you get started on getting your shower stall organized. Their advice ranges from the types of shower caddies to tips and tricks on how you can effectively organize a shower. Here is what they had to say!

## Barbara Reich, [Resourceful Consultants](#)



*Barbara Reich is the founder of Resourceful Consultants, LLC, a firm specializing in the organization of people, their lives, and physical spaces. She is known for creating solutions that are as aesthetically appealing as they are practical. Barbara also co-founded Never Caught Up, LLC, focusing on work-life integration, women's empowerment, and wellness. Check out her book, Secrets of an Organized Mom, winner of the Mom's Choice Award.*

### **Q: Why is it important to organize your shower essentials?**

A: Organizing your shower essentials is as important as organizing any other area in your home. Clutter is highly correlated with stress, and, for many people, their time in the shower is one of the few times they can truly relax. Avoiding excess products, displaying items neatly, and making what is used daily highly accessible all play a role in making the shower experience as pleasant as possible. You want the shower to look clean as you're getting clean.

### **Q: What are some shower storage ideas for someone who owns endless shampoo bottles, conditioners, and other shower essentials?**

A: The most attractive solution would be to install glass or marble shelves. Even very narrow shelves can store a lot of shower products. Shelves can be inset into the tile, against the wall of the shower, or can be in the corner. There is also storage on the ledges of the bathtub if there's a bathtub/shower combined unit. Shelves can be combined with a shower caddy if necessary. In terms of aesthetics, transferring products to uniform containers and labeling them promotes a clean look to the shower.

### **Q: What are some shower storage ideas for those who share a shower? How can they separate their shower essentials?**

A: Two people sharing a shower can separate their items by designating shelves or levels of the shower caddy by person. It also may be prudent to limit the number of products each person can have, or rotate products to be sure that the shower doesn't become too crowded.

**Q: If you are looking to make space in a small shower stall, what are some shower organization ideas to help store shower essentials that also save space?**

A: When space is limited, the best solution is a multi-tiered shower caddy... the more tiers, the better.

**Q: For shaving in the shower, what are some storage ideas for placing a razor?**

A: A razor can be placed in a cup on a shelf, or if the shower caddy has a grid design, hanging on the shower caddy. It can also lie flat on a shelf.

## Lisa Zaslow, [Gotham Organizers](#)



*Organization expert Lisa Zaslow, the founder of Gotham Organizers, has helped thousands of people and businesses make the most of their space, time, and information. Her mission is to make getting organized easy, fast and even fun! Connect with Lisa on Twitter @GothamOrganizer and Facebook @GothamOrganizers.*

**Q: Why is it important to organize your shower essentials?**

A: Your morning sets the stage for your whole day. You can start it feeling serene, refreshed and invigorated, or you can begin with the frustration of knocking a bottle of shampoo off the crowded edge of your tub and hurting your toe. Even if you're someone who finds it challenging to get organized, you can easily create a calm, efficient, spa-like shower and tub, which can transform showering from a necessity to a mini retreat.

**Q: What are some shower storage ideas for someone who owns endless shampoo bottles, conditioners, and other shower essentials?**

A: For the large amount of shower essentials, there are just as many products to keep them organized. Caddies that go over the shower head can hold multiple bottles and tubs, a bar of soap, and usually have hooks for a shower cap, wash cloth, or scrub brush. Wire shelves and baskets can add even more storage space – use corner shelves to save space in small showers, or larger shelves if you have room for them. You can get organizers that stick to the shower wall with strong suction cups or removable adhesive. If you've got a large shower, a free-standing tiered shelf will keep you organized. If you're a bath lover, a tray that fits across the tub edges can hold your soap and scrub, a book, even a glass of wine!

**Q: What are some shower storage ideas for those who share a shower? How can they separate their shower essentials?**

A: If you're sharing a shower – but not sharing shampoo and other essentials – divide to conquer the clutter. Store your soaps and stuff on separate shelves or containers and you'll never grab the wrong product.

Designate higher shelves for taller folks, and lower shelves or baskets and bins for those who are shorter and for kids. If there isn't room to keep everything in the shower, use waterproof plastic or rubber totes that you can store under the sink or on a shelf in the bathroom, then just grab and go. You can color-code totes so each person can easily see which is theirs.

**Q: If you are looking to make space in a small shower stall, what are some shower organization ideas to help store shower essentials that also save space?**

A: In a stall shower, think like a city real estate developer and build up. A tension pole shower caddy has multiple baskets to hold your products, doesn't take up any floor space, and can be quickly installed in your stall without tools. Features can include hooks for razors, loofahs, and washcloths, as well as adjustable shelves so you can be sure your over-sized bottle of conditioner will fit.

**Q: For shaving in the shower, what are some storage ideas for placing a razor?**

A: For safety's sake, store your razor in its own spot. Use a razor holder that sticks to the shower wall with suction or adhesive. For guys, they make fog-free mirrors with razor hooks attached.

## Janet Bernstein, [The Organizing Professionals](#)



*Janet Bernstein is a Certified Professional Organizer (CPO) ® and owner of The Organizing Professionals® based in Philadelphia. As a professional organizer, Janet combines her passion for helping others with her understanding of how to effectively organize space and systems that benefit everyone. Janet is also known for her down-to-earth and humorous speaking engagements on organization.*

### **Q: Why is it important to organize your shower essentials?**

A: When your shower essentials are organized, you save time, gain peace of mind, and start the day off organized. This simple level of organization sets the tone for the rest of your day. There's nothing worse when you're half-awake than having to scramble and search for your needed shower items.

### **Q: What are some shower storage ideas for someone who owns endless shampoo bottles, conditioners, and other shower essentials?**

A: My first recommendation would be to cull the shampoo clutter. Keep the ones you use and get rid of the rest. There's often guilt associated with purchasing a new product, hating it, then not using it. But if it's just taking up precious space in your shower, cut your losses and toss it. Multiple shelves are key to maintaining shower order. I like to have one for shampoo, one for conditioner, and one for shower gel/soap.

### **What are some shower storage ideas for those who share a shower? How can they separate their shower essentials?**

A: I recommend using water stickers or shower bands for people who have difficulty identifying which products are theirs. Or I purchase shower shelving and give each person their own shelf or shelves.

### **Q: If you are looking to make space in a small shower stall, what are some shower organization ideas to help store shower essentials that also save space?**

A: Get everything off the shower floor and utilize the vertical height. Either by installing shelves, using a large over the shower head caddy or, my favorite, a tension pole shower caddy. With tension pole caddies, you can manually separate the distance between shelves which comes in handy if you have tall bottles.

### **Q: For shaving in the shower, what are some storage ideas for placing a razor?**

A: Personally, I love suction cup mounted caddies with razor holder. They are by far the safest storage solution for razors. Each person gets their own suction cup on a designated spot on the shower wall.

## Wendy Buglio – [Living Peace](#)



*Wendy is the CEO & Owner of Living Peace. She is a Certified Professional Organizer and has earned Level II CD (Chronic Disorganization) and ADD Specialist designations from the Institute for Challenging Disorganization. With her non-judgmental approach and calming energy, Wendy works with clients to help maximize her productivity and organization of physical objects as well as intangible "clutter", such as tasks, obligations and goals.*

### **Q: Why is it important to organize your shower essentials?**

A: At Living Peace, we are always looking for ways to help our clients save time and be more productive. Anything you can do to streamline your morning routine to get yourself out the door on time is important. If you have everything you need right where you need it, you can stop wasting time looking for things and enjoy your mornings for a change.

### **Q: What are some shower storage ideas for someone who owns endless shampoo bottles, conditioners, and other shower essentials?**

A: First and foremost, evaluate what you have. Sort everything and toss or recycle anything expired, used up, or in a scent that you really don't like. Determine what you use in the shower on daily or regular basis, and consider storing your occasional use items under the sink or in a linen closet.

Once you have a handle on what you need to use every day, look for either an adjustable storage unit, or

tension rod caddy. An adjustable storage unit can handle different bottle heights/sizes and change with your needs. Shower caddies with tension rods can fit in the corner of your shower. They often offer multiple shelves and provide a lot of storage space.

**Q: What are some shower storage ideas for those who share a shower? How can they separate their shower essentials?**

A: Assign shelves on a corner storage unit to each family member, or install separate caddies per person if space allows.

**Q: If you are looking to make space in a small shower stall, what are some shower organization ideas to help store shower essentials that also save space?**

A: Caddies that hang over the shower head are a great solution for tight spaces. We also love units that have suction cups for attaching to the walls of a shower. Taking advantage of otherwise unused areas is a great way to stay organized when space is at a premium.

**Q: For shaving in the shower, what are some storage ideas for placing a razor?**

A: Whenever possible, hang razors to keep them dry and for safer handling. Many bath and shower caddies have a built-in place to hang a razor.

## **Sarah Nelson - [Less Is More Organizing Services](#)**



*Sarah Giller Nelson loves being able to find anything in her home in 60 seconds or less. She founded Less is More Organizing Services in 2010 and has been helping busy families get organized ever since.*

**Q: Why is it important to organize your shower essentials?**

A: A well-organized space creates a sense of calm and ease, no matter if it is a large space like a bedroom or a small space like a shower stall. Whether you begin or end your day with a shower, you want to be able to have an easy, relaxing experience.

Well-organized shower essentials are easy to find and use when you need them. A good organizational bathroom scheme also helps you to know when you have enough of your favorite product and when you need to purchase more.

**Q: What are some shower storage ideas for someone who owns endless shampoo bottles, conditioners, and other shower essentials?**

A: If you are the type of person who likes variety in your bathing products, then try to buy the smallest bottles available. The collection of little bottles will take up less space while still giving you lots of choices. If you have already invested in large amounts of product, try decanting a portion of it into a smaller container that you keep in the shower and store the large container elsewhere.

**Q: What are some shower storage ideas for those who share a shower? How can they separate their shower essentials?**

A: Creating zones is a great way to keep stuff straight. Assign each person a shelf, wall, or shower caddy.

**Q: If you are looking to make space in a small shower stall, what are some shower organization ideas to help store shower essentials that also save space?**

A: Go vertical. Utilize the full height of the shower by placing a tension rod-type shower caddy in a corner. Don't want to sacrifice floor space? Use a shower caddy that hangs from the shower curtain rod or the shower head.

**Q: For shaving in the shower, what are some storage ideas for placing a razor?**

A: A plastic razor holder that sticks to the wall is a great way to save space and extend the life of your razor.

## Rachel Rosenthal – [Rachel and Company](#)



*In 2007, Rachel turned her passion for organizing into a business, founding Rachel and Company, a full-service professional organizing firm specializing in home organization, closet design, and home moving. Rachel and her team have worked with over 1,000+ families to make their homes organized. Rachel's work and organizing tips have been featured in several publications, including The Wall Street Journal and the Washington Post.*

### **Q: Why is it important to organize your shower essentials?**

A: Similar to every area of your home, organizing a shower can streamline your daily routine and help you save time, money, and frustration in the long run. When it comes to the shower, storage is almost always lacking and it's important to get creative and realistic with how you organize your products.

### **Q: What are some shower storage ideas for someone who owns endless shampoo bottles, conditioners, and other shower essentials?**

A: Before you begin, consider the lifespan of your products. Ditch any products that you no longer use and are old (yes, non-edible products do expire too!) so that you are just left with the essentials. Then, categorize your products and group on shelving, inside of hanging caddies, or on your shower ledge accordingly.

### **Q: What are some shower storage ideas for those who share a shower? How can they separate their shower essentials?**

A: When storing products for multiple people it's important to group all items for each person together so that it is always easy for the right person to find the right products right when they need it. If there is a shower ledge, consider dedicating the left side to one person and the right to another, or use corner shelving or over-the-shower caddies to give each person a dedicated spot.

### **Q: If you are looking to make space in a small shower stall, what are some shower organization ideas to help store shower essentials that also save space?**

A: When quarters are even tighter than normal (and you aren't able to take away from any floor space) it's important to look up! The walls and ceiling are the perfect places to create added storage. Adding a tension or shower rod across the top of the shower stall will add an opportunity to hang caddies to store products, and suction hooks are great to hang up loofahs and razors. Need even more space or have an awkwardly-shaped shower stall? Hang tiered baskets (like fruit and vegetable baskets) from the ceiling to create an added storage space at eye level).

### **Q: For shaving in the shower, what are some storage ideas for placing a razor?**

A: We can all imagine why storing a razor on a shower floor is not the best idea, so make sure to always give priority space to safely store this product. If you don't have shelf space to keep the razor up and away, choose a caddy with a hook on the side or use a suction-cupped storage hook to keep razors safe yet easily accessible.



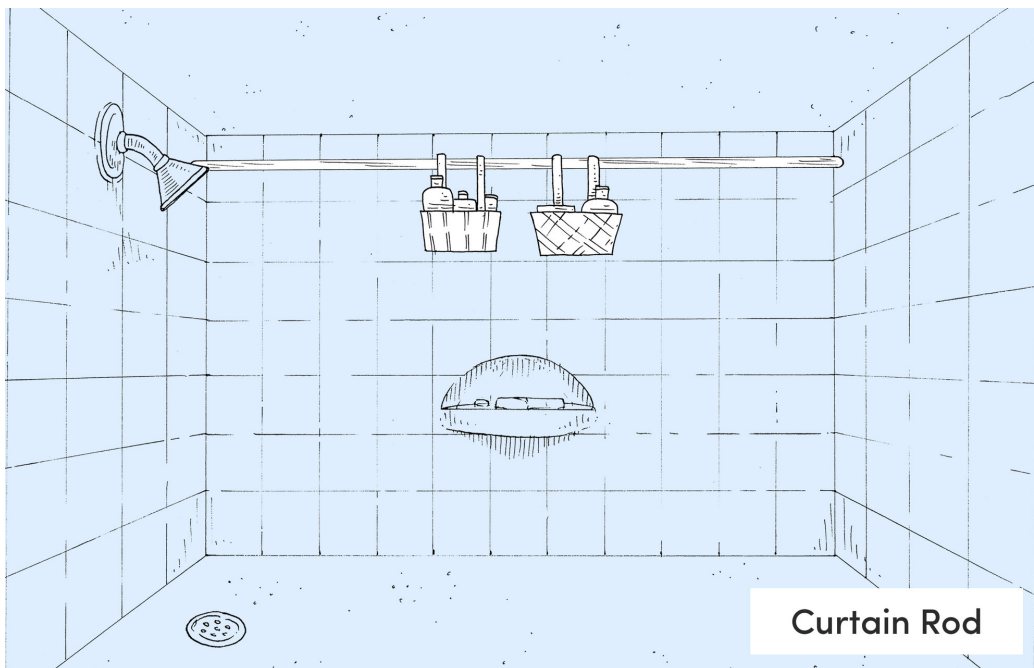
# Creative Ways To Use Shower Caddies

## Get Organized & Save Space With These Shower Caddy Ideas

Shower caddies are a great way to store shampoos, soaps, and other shower essentials. However, in small shower stalls or shower stalls shared by multiple people, it can often get cluttered with the sheer number of shampoos, conditioners, loofahs, and razors all being stored. To help combat this, Wayfair found some handy and creative ways to maximize storage space by using shower caddies. Not only will having your shower organized make getting ready in the morning quicker, it will also make your shower a more relaxing place.

### Idea #1: Use a second shower curtain rod to hang shower caddies

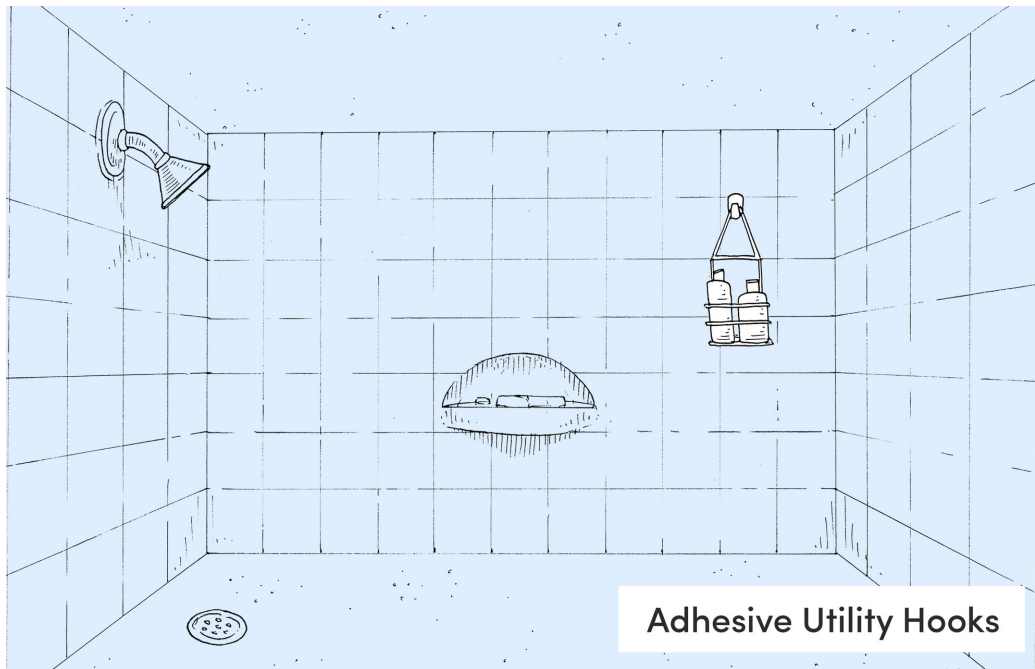
Idea from: Redditor Teruterus



This clever Reddit user bought another shower curtain rod and installed it high on the opposite side of the shower/tub space, against the back wall. He then used it to hang shower caddies, with the wall as support. Find an over-the-door caddy that will hang over the shower curtain rod or one with a hanging shower caddy with a top pivot hook to position it against the wall.

### Idea #2: Purchase adhesive utility hooks to hang shower caddies

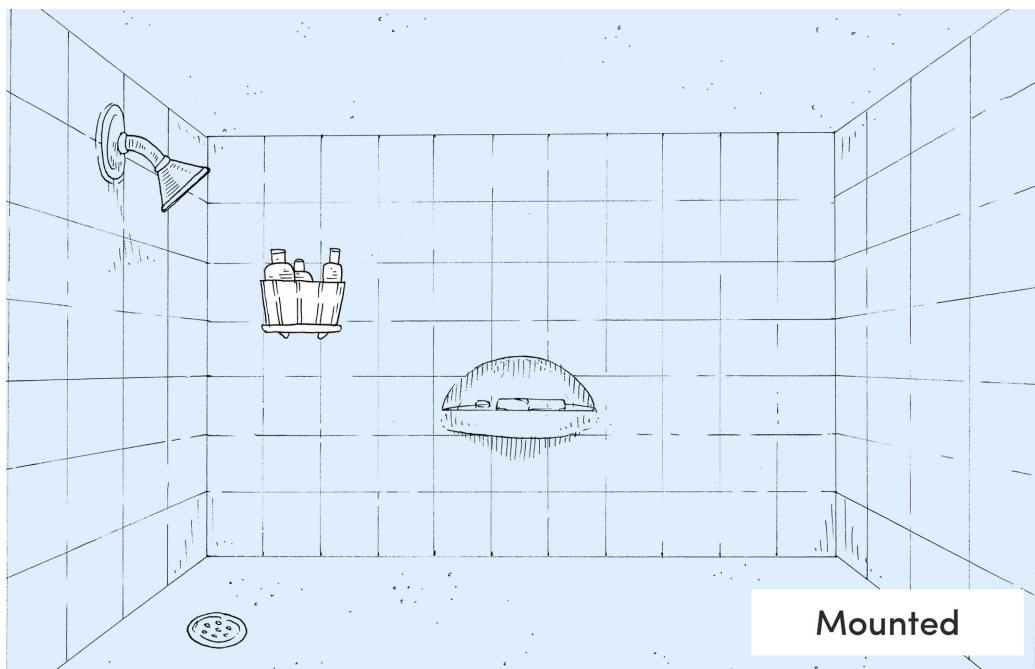
Idea from: Aimee @ [The Crazy Craft Lady](#)



For more shower space, Aimee simply bought sturdy 3M adhesive hooks to hang multiple matching shower caddies. This can be a great idea for separating shower essentials if you share a shower. To be safe, use a lightweight shower caddy designed to go over a shower head. A thin metal wire caddy will do, or one with suction cups for additional support.

### **Idea #3: Use a wall mounted caddy in conjunction with a multi-hook**

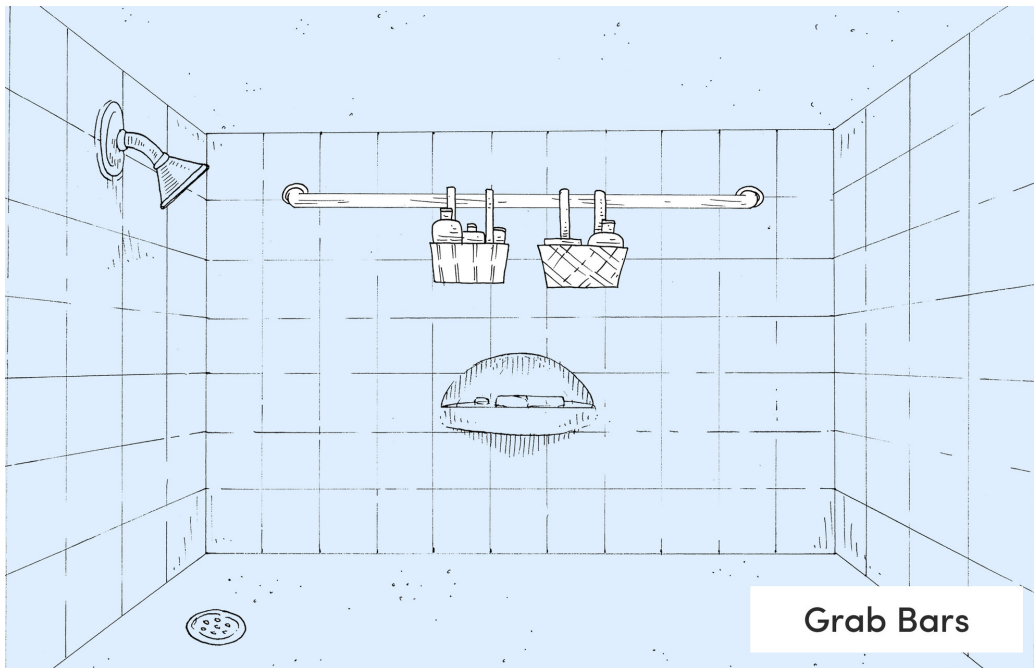
Idea from: Allison @ [House of Herpworths](#)



Allison used an adhesive wall-mounted shower caddy to place shampoo, conditioners, and soap all in one place. With many wall-mounted or suction cap shower caddies, there are no hooks, but with this set-up, the loofahs and shower essentials are hung on a multi-hook underneath, keeping everything all in one place. This can be a great option for those who share a shower, particularly for a kid's bath, like Allison has done.

### **Idea #4: Install grab bars to hang shower caddies**

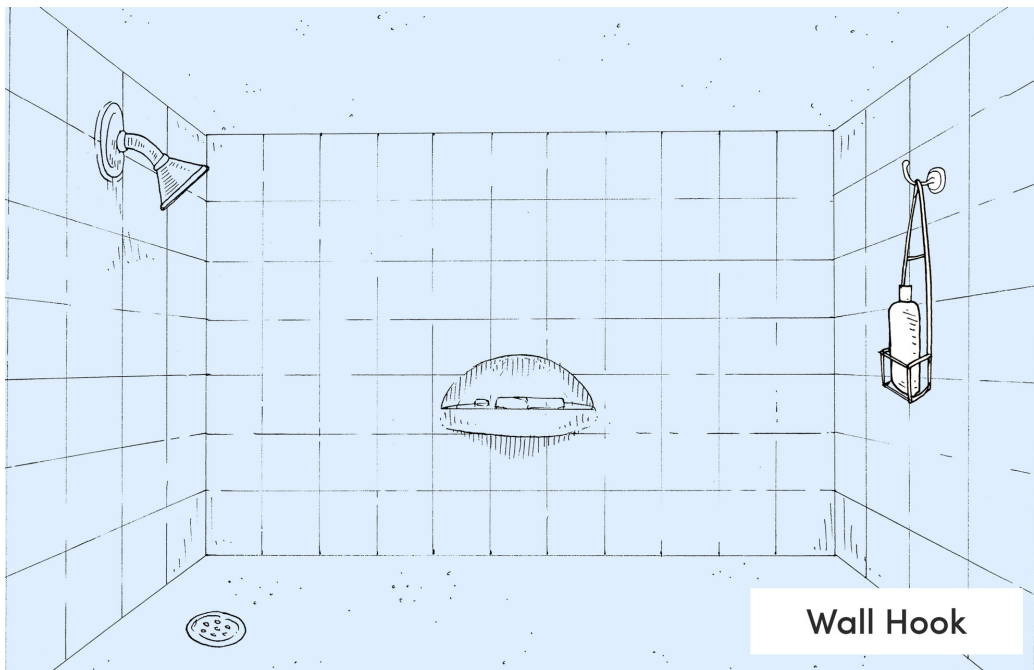
Idea from: Rose @ [An Exercise in Frugality](#)



Installing grab bars on top of the shower part into the wall can be another solution for small spaces. The grab bars in Rose's shower are mounted high enough so that she has created space in her shower stall she lacked previously.

### Idea #5: Mount a hook to hang a shower caddy

Idea From: Alejandra @ [Alejandra TV](#)



Alejandra needed more space for her shower supplies, so she added another hanging shower caddy hung over a hook. In addition to the hook, she used suction cups with hooks to help hold the caddy in place. The set-up of the second shower caddy is out of the way, giving her the space needed to shower while providing storage for shower necessities.

Try implementing these handy tips in your bathroom today. Special thanks to our featured contributors for sharing these ideas!

[Read less](#)

# Shower & Bath Caddies

804 results

Sort: Recommended

Special Offers

☐ New Arrivals

☐ Sale

☐ Closeout

Get It Fast

☐ Express Shipping

Zip Code: 22204 [change](#)

Type

☐ Shower Caddies (758)

☐ Bath Caddy (46)

Mount Type

☐ Drill & Screw Mount (256)

☐ Freestanding (81)

☐ Hanging (217)

☐ Suctioned/Adhesive (129)

☐ Tension Pole (45)

Color

Material

☐ Metal (596)

☐ Plastic (68)

☐ Wood (27)

☐ Glass (12)

Overall Height

0

in. to

119

in.

Overall Width

1

in. to

84

in.

Overall Depth

0

in. to

32

in.

Price Per Item

☐ Under \$50 (407)

☐ \$50 to \$100 (208)



Shower Caddy  
by Rebrilliant

**\$81.99**  
FREE Shipping  
★★★★★ (44)



Squiggle Shower Caddy  
by InterDesign


**\$22.99** ~~\$30.99~~  
FREE Shipping over \$49  
★★★★★ (29)



Adjustable Shower Caddy  
by simplehuman

**\$57.99**  
 FREE 2-Day Shipping  
Get it by **Sat, May 6**  
★★★★★ (298)

Advertisement Feedback



Metalo Shower Caddy  
by InterDesign

**\$24.42** ~~\$40.99~~  
FREE Shipping over \$49  
★★★★★ (119)



Adjustable Tension Shower Caddy  
by simplehuman

**\$132.73**  
 FREE 2-Day Shipping  
Get it by **Sat, May 6**  
★★★★★ (124)



Metalo Shower Caddy  
by InterDesign

**\$23.92** ~~\$40.99~~  
FREE Shipping over \$49  
★★★★★ (63)

- ☐ \$100 to \$200 (141)
- ☐ \$200 to \$300 (62)
- ☐ \$300 to \$400 (23)
- ☐ \$400 to \$500 (8)
- ☐ \$500 & Above (3)

\$ Min to Max ▶

Brand ⊖

- ☐ InterDesign (114)
- ☐ Aqua Teak (1)
- ☐ Kohler (3)
- ☐ Umbra (10)
- ☐ ARB Teak & Specialties (2)

See More »


Customer Rating ⊖

- ☐ ★★★★★ (154)
- ☐ ★★★★★ & Up (423)
- ☐ ★★★★☆ & Up (482)
- ☐ All reviewed products (500)

Availability ⊖

- ☐ In Stock Only (703)

Search within



Classico Shower Caddy  
by InterDesign

**\$16.51**

FREE Shipping over \$49

★★★★★ (55)



Bamboo Bath Caddy  
by Toilet Tree Products

**\$62.99**

FREE Shipping

★★★★★ (177)



York Shower Caddy  
by InterDesign

from **\$47.99** ~~\$98.99~~

🚚 2-Day Shipping

Get it by **Sat, May 6**

★★★★★ (5)

[More Options: Finish »](#)



York Shower Caddy  
by InterDesign

**\$62.99** ~~\$98.99~~

FREE Shipping

★★★★★ (41)



Wayfair Basics Shower Caddy  
by Wayfair Basics

**\$14.99** ~~\$24.99~~

FREE Shipping over \$49

★★★★★ (53)

Sale



Bath Bliss Shower Caddy  
by Kennedy International

**\$13.44** ~~\$31.99~~

FREE Shipping over \$49

★★★★★ (21)



York Shower Caddy  
by InterDesign

**\$41.99** ~~\$75.99~~



Shower Caddy  
by Organize It All

**\$30.74** ~~\$58.00~~



York Lyra Shower Caddy  
by InterDesign

from **\$18.99** ~~\$20.99~~

FREE Shipping over \$49

★★★★★ (17)

FREE Shipping over \$49

★★★★★ (145)

FREE Shipping over \$49

★★★★★ (166)

[More Options: Finish »](#)



Wall Mounted Shower Caddy  
by Toilet Tree Products

**\$68.99**

FREE Shipping

★★★★★ (5)



L Shape Corner Shower Caddy  
by Zenith Products

**\$32.99** ~~\$55.99~~

FREE Shipping over \$49

★★★★★ (101)




Shower Caddy  
by Popular Bath

**\$46.99** ~~\$59.99~~

FREE Shipping over \$49

★★★★★ (209)

[More Options: Finish »](#)



Choreograph Shower Caddy  
by Kohler

from **\$95.29** ~~\$121.00~~

FREE Shipping

★★★★★ (49)

[More Options »](#)



No-Rust Shower Caddy  
by Versalot

**\$83.99**

FREE Shipping

★★★★★ (5)



Modona Shower Caddy  
by Modona

from **\$75.99**

**FREE 2-Day Shipping**

Get it by **Sat, May 6**

★★★★★ (6)

[More Options: Finish »](#)

Advertisement Feedback




Shower Caddy  
by Sweet Home Collection

**\$62.99**

FREE Shipping

★★★★★ (24)

[More Options: Finish »](#)




Grand Arc Shower Caddy  
by InterDesign

**\$26.50**

FREE Shipping over \$49

★★★★★ (50)




Good Grips Shower Caddy  
by OXO

**\$31.59**

★★★★★ (28)

[Advertisement Feedback](#)

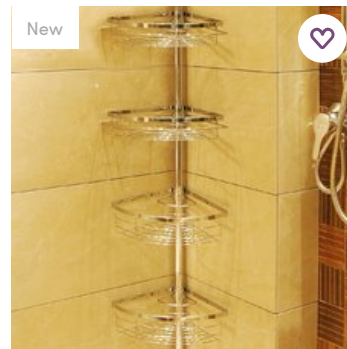


Shower Caddy  
by Hopeful Enterprise

**\$29.99**

FREE Shipping over \$49

★★★★★ (20)



Wolfwise Adjustable Tension  
Shower Caddy  
by Lifewit

**\$69.99** ~~\$93.99~~

FREE Shipping

★★★★★ (3)



Flat Wire Shower Caddy  
by Home Basics

**\$11.63** ~~\$12.99~~

FREE Shipping over \$49

★★★★★ (21)



Power Lock Shower Caddy  
by InterDesign



York Shower Caddy  
by InterDesign



Two Tier Corner Shower  
Caddy  
by Zenith Products

**\$13.52**

FREE Shipping over \$49

★★★★★ (54)



Corner Shower Caddy  
by simplehuman

**\$50.99** ~~\$98.99~~

FREE Shipping

★★★★★ (52)



Cubiko Hanging Shower Caddy  
by Umbra

**\$12.99** ~~\$20.00~~

FREE Shipping over \$49

★★★★★ (87)



Shower Caddy  
by Evideco

**\$95.01**

FREE 2-Day Shipping

Get it by **Sat, May 6**

★★★★★ (21)



Indulgence Bath Caddy  
by Wildon Home ®

from **\$48.99**

FREE Shipping over \$49

★★★★★ (15)

[More Options: Finish »](#)



Shower Caddy  
by Home Basics

from **\$21.99** ~~\$24.99~~

FREE Shipping over \$49

★★★★★ (5)

[More Options: Finish »](#)



Shower Caddy  
by Modona

**\$41.99**

FREE Shipping over \$49

★★★★★ (77)



Indulgence Bath Caddy  
by Wildon Home ®

**\$25.99** ~~\$28.99~~

FREE Shipping over \$49

★★★★★ (34)



Shower Caddy  
by Home Basics

from **\$65.99**

FREE 2-Day Shipping

Get it by **Sat, May 6**

★★★★★ (8)

[More Options: Finish »](#)



Shower Caddy  
by Modona



Shower Caddy  
by Kohler

from **\$47.74**  
FREE Shipping over \$49  
★★★★★ (111)  
[More Options »](#)



Watson Metal Hanging  
Shower Caddy  
by R&K Bath

**\$51.99**  
FREE Shipping



Good Grips Shower Caddy  
by OXO

**\$55.98**  
 **FREE 2-Day Shipping**  
Get it by **Sat, May 6**  
★★★★★ (26)



Vintage Clawfoot Bath Caddy  
by Kingston Brass

from **\$46.99** ~~\$74.95~~  
FREE Shipping  
★★★★★ (8)  
[More Options: Finish »](#)



Flex Hanging Shower Caddy  
by Umbra

**\$39.99**  
FREE Shipping over \$49  
★★★★★ (7)



York Lyra Steel Free Standing  
Shower Caddy  
by InterDesign

**\$27.99** ~~\$43.99~~  
FREE Shipping over \$49  
★★★★★ (7)



Lohas Shower Caddy  
by Organize It All

**\$87.00** ~~\$109.00~~



Shower Caddy  
by Zenith Products

**\$17.99** ~~\$26.99~~

Sale



York Tension Shower Caddy  
by InterDesign

**\$57.16** ~~\$100.99~~

FREE Shipping  
★★★★★ (12)

FREE Shipping over \$49  
★★★★★ (89)

FREE Shipping  
★★★★★ (25)



Aquala Hanging Bath Caddy  
by Umbra

**\$61.99**

FREE Shipping  
★★★★★ (109)



York Lyra Shower Caddy  
by InterDesign

**\$21.63** ~~\$24.99~~

FREE Shipping over \$49  
★★★★★ (9)

[More Options: Finish »](#)



Shower Caddy  
by Home Basics

**\$14.99** ~~\$15.99~~

FREE Shipping over \$49  
★★★★★ (3)

### Sponsored Products ⓘ



Swiffer  
Sweeper Dry Sweeping  
Refill

★★★★★  
\$27.99



Swiffer  
Dry Refill

★★★★★  
\$28.99



Swiffer  
Dry Refill System 32/Box  
6/Carton

★★★★★  
\$68.99



Procter & Gamble  
Swiffer Duster Refill (10  
Pack)

★★★★★  
\$34.99

### Sponsored Links

grandinro... ▼  
★★★★★ (4.7)

### Bathroom Accessories - Bath Accessory Sets

Shop Colorful Designer Bedroom and **Bathroom** Furniture & **Decor**

One Year Guarantee · Price Guarantee

[Bath Rugs & Mats](#) [Bath Towels](#)  
[Comforters & Duvet Covers](#) [Designer Sheets](#)  
[Draperies & Hardware](#) [Quilts & Coverlets](#)

kenericdir... ▼  
(855) 872-2013

### PurePurge™ Bathing System - Rinse-free bathing products

Ideal solution for patients unable to take a traditional **bath** or shower.

[Where To Buy](#) [Purepurge Evidence](#)  
[Purepurge Bedbath](#) [What Is Purepurge](#)

vitacost.c... ▼

### Save On Bath Products - Everyday Free Shipping

Buy **Bath** Salt, Body Wash, & Body Scrub. Free Shipping Available Sitewide!

15% Off Gluten Free Foods · Gluten Free Foods Sale

Amenities: Free Shipping, Savings up to 50%

[Vitacost.com Coupons](#) [Deals of the Week](#)  
[BOGO Half Off](#) [Everyday Free Shipping](#)  
[Top Picks, Just For You](#)

ⒺPromotional financing available with Wayfair Credit Card Accounts offered by Comenity Bank which determines qualifications for credit and promotion eligibility. \$500 minimum purchase and minimum monthly payments are required (excluding sales tax, shipping, and other discounts). [See full terms](#). Exclusions apply.

Our Retail Brands

[About Wayfair](#) | [My Account](#) | [Manage Email Subscriptions](#) | [Help](#) | [Careers](#) | [Investors](#) | [Catalog](#)

Enter your email address to save up to 70% every day [Submit](#)

[Call Us](#)

Mon - Fri: 8am to 12am EST, Sat: 8am to 8 pm EST, Sun: 9am to 6pm EST

Copyright 2002-2017 by Wayfair LLC, 4 Copley Place, 7th Floor, Boston, MA 02116

[Terms of Use](#) | [Privacy](#) | [Interest-Based Ads](#) | [Shop Wayfair International](#)

Your Customer Reference #: 01-X-CSN



4.7 ★★★★★  
Google  
Customer Reviews